

Technical Support:

Tel: 020 8748 1170

Email: support@wordshark.co.uk

www.wordsharksupport.co.uk

Sales & Customer Services:

Tel: 020 8748 5927

Email: sales@wordshark.co.uk

www.wordshark.co.uk

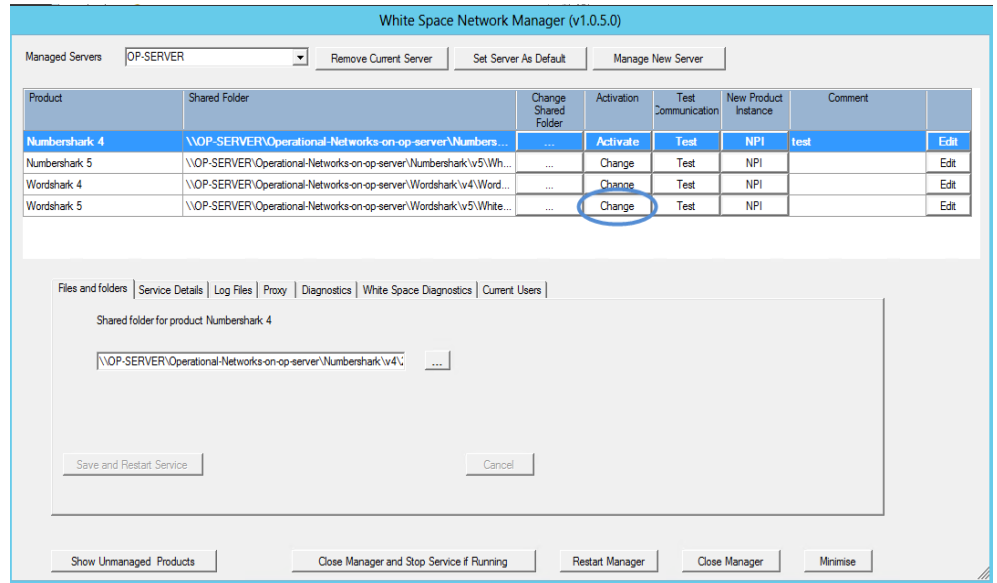


Adding Users to a Wordshark 5 or Numbershark 5 Network Licence

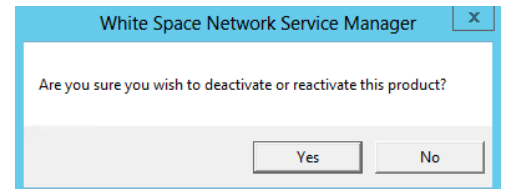
Please note: the school must already be on **White Space Manager v 1.0.4.0 or later:** the current network management programs can be downloaded from www.wordshark.net/NAMangement.html

1. Open the White Space Network Manager.

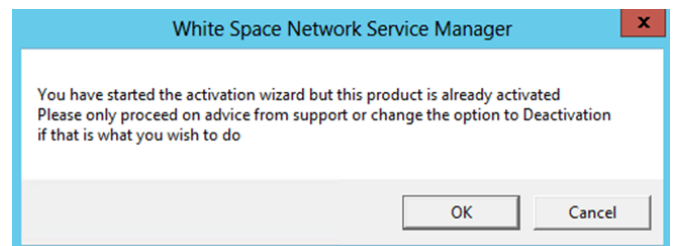
2. Locate the required product and click 'Change':



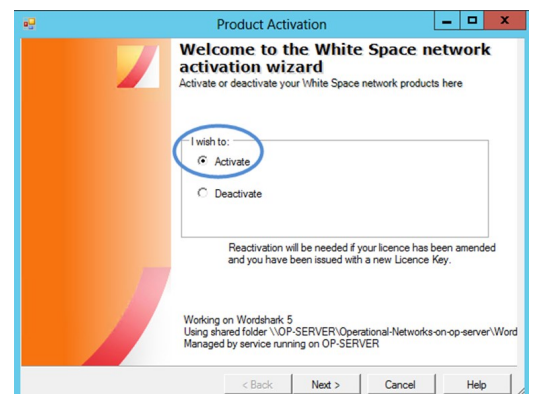
3. Choose 'Yes' when prompted if you wish to deactivate or reactivate this product:



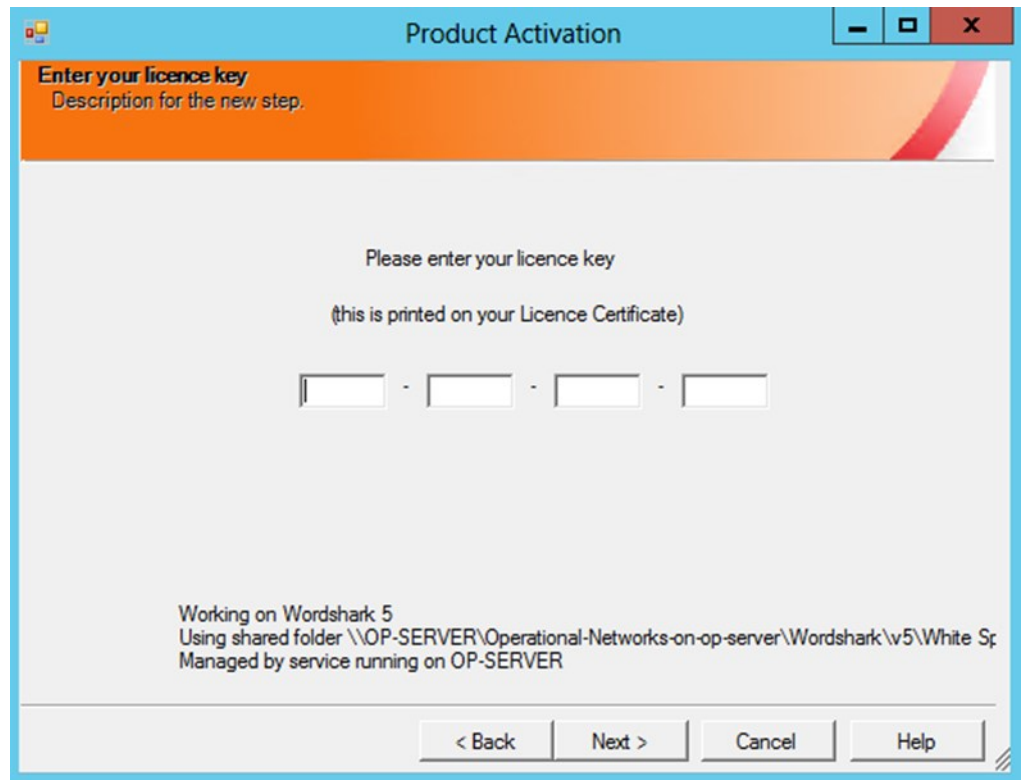
4. Choose 'OK' when advised to proceed on advice from support:



5. The activation wizard will start. Make sure the option "Activate" is selected then choose 'Next':



- Enter your NEW licence key when prompted then click Next:



- After successful activation, restart the Manager for the additional licences to take effect:

